



**PSBA**


Pennsylvania School Boards Association

# Welcome

John Callahan  
Assistant Executive Director

## PSBA Survey Results

The association received survey responses from 195 districts in 57 of Pennsylvania's 67 counties. Here's what PSBA heard from across the state...



© 2014

# Budget Impact

What does the partial passage of the 2015-16 Budget have on School Districts and  
 What does the future budget impasse mean.

## Borrowing:

- Auditor General: 27 Districts – going to 57
- PSBA Survey:

35 Districts  
 Credit Rating  
 Negatively  
 Impacted

Chart 4: How Much Is The Total Estimated Interest and Fees Incurred By Your District?		
Dollar Amount Range	Number of School Districts	Percent
\$400 – 2,999	9	26%
3,000 – 5,999	8	22
6,000 – 19,999	9	26
20,000 – 65,000	9	26
<b>Total</b>	<b>35</b>	<b>100%</b>
<b>Average:</b>		\$12,642
<b>Minimum:</b>		\$400
<b>Maximum:</b>		\$65,000



© 2014

# Budget Impact

**Chart 7: What Programs or Services That Your District Previously Offered Have Been Negatively Impacted Due to Non-Receipt of State Subsidies?**

*(Indicate all that apply)*

<b>Answer Options:</b>	<b>Number of School Districts</b>	<b>Percent</b>
Teacher/administrator professional development	40	21%
Instructional materials/supplies	36	19%
Technology	35	18%
Building maintenance	31	16%
Tutoring or remediation help for students	27	14%
Student field trips	25	13%
Other	15	8%
Pre-K program	12	6%
Student academic offerings	12	6%
Student extracurricular offerings	10	5%
Kindergarten	5	3%
Student social services	6	3%



© 2014

# Budget Impact

**Chart 8: What Opportunities Did Your District Plan to Pursue for Expanding or Increasing Programs or Services That Had to be Discontinued or Postponed Due to the Non-Receipt of State Subsidies?**

*(Indicate all that apply)*

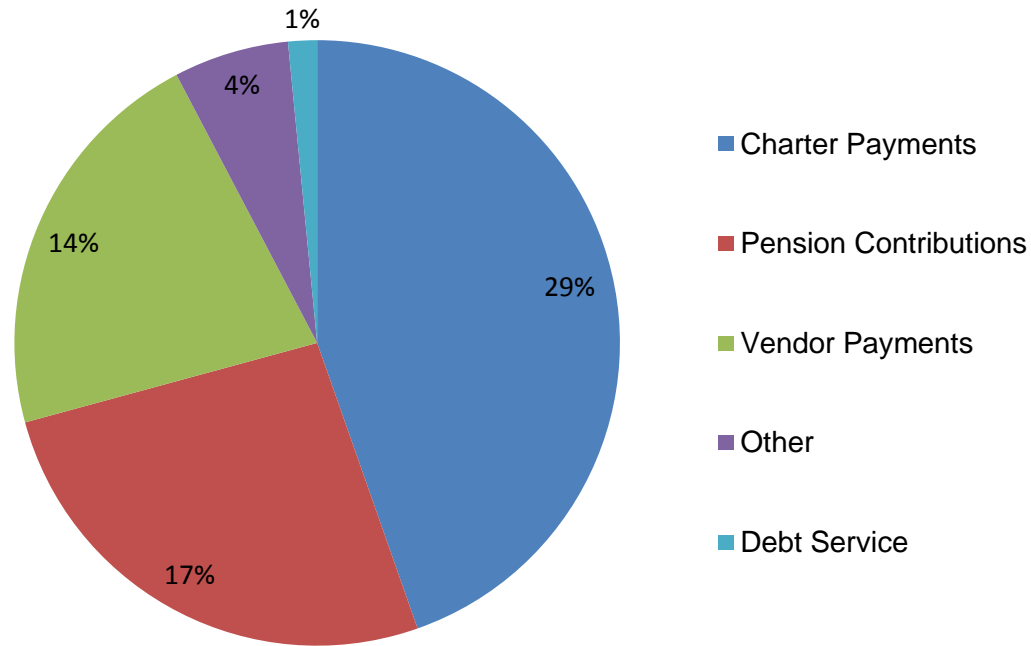
<b>Answer Options.</b>	<b>Number of School Districts</b>	<b>Percent (based on 191 responses)</b>
Building maintenance	52	27%
Technology	46	24%
Teacher/administrator professional development	35	18%
Instructional materials/supplies	34	18%
Tutoring or remediation help for students	30	16%
Hiring additional teachers/staff	27	14%
Student field trips	19	10%
Student academic offerings	18	9%
Pre-Kindergarten program	18	9%
Student extracurricular offerings	14	7%
Student social services	10	5%
Other	8	4%
Kindergarten	5	3%



© 2014

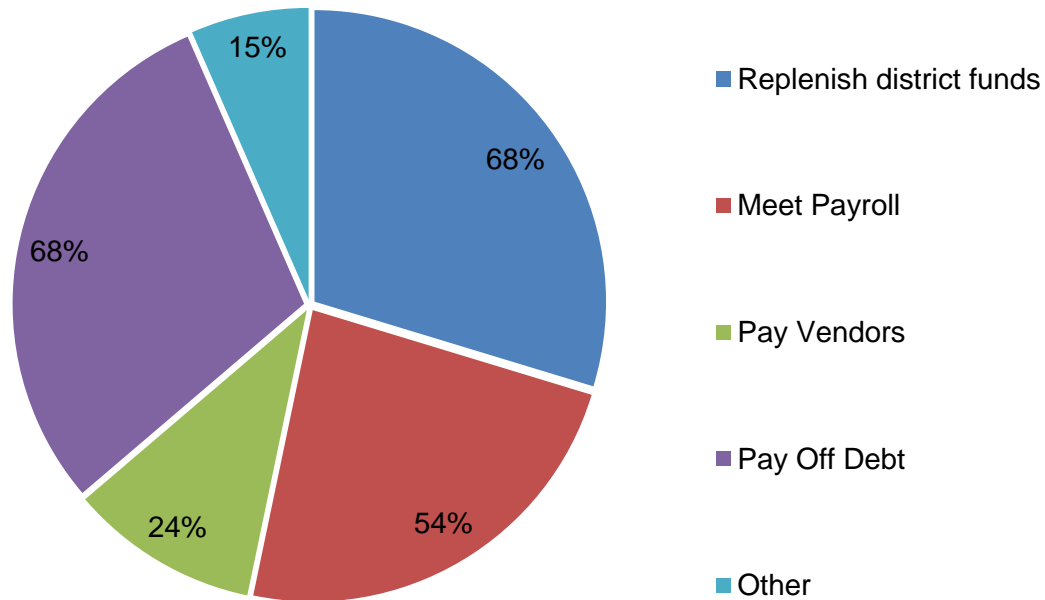
# Budget Impact

Type of Missed Payments



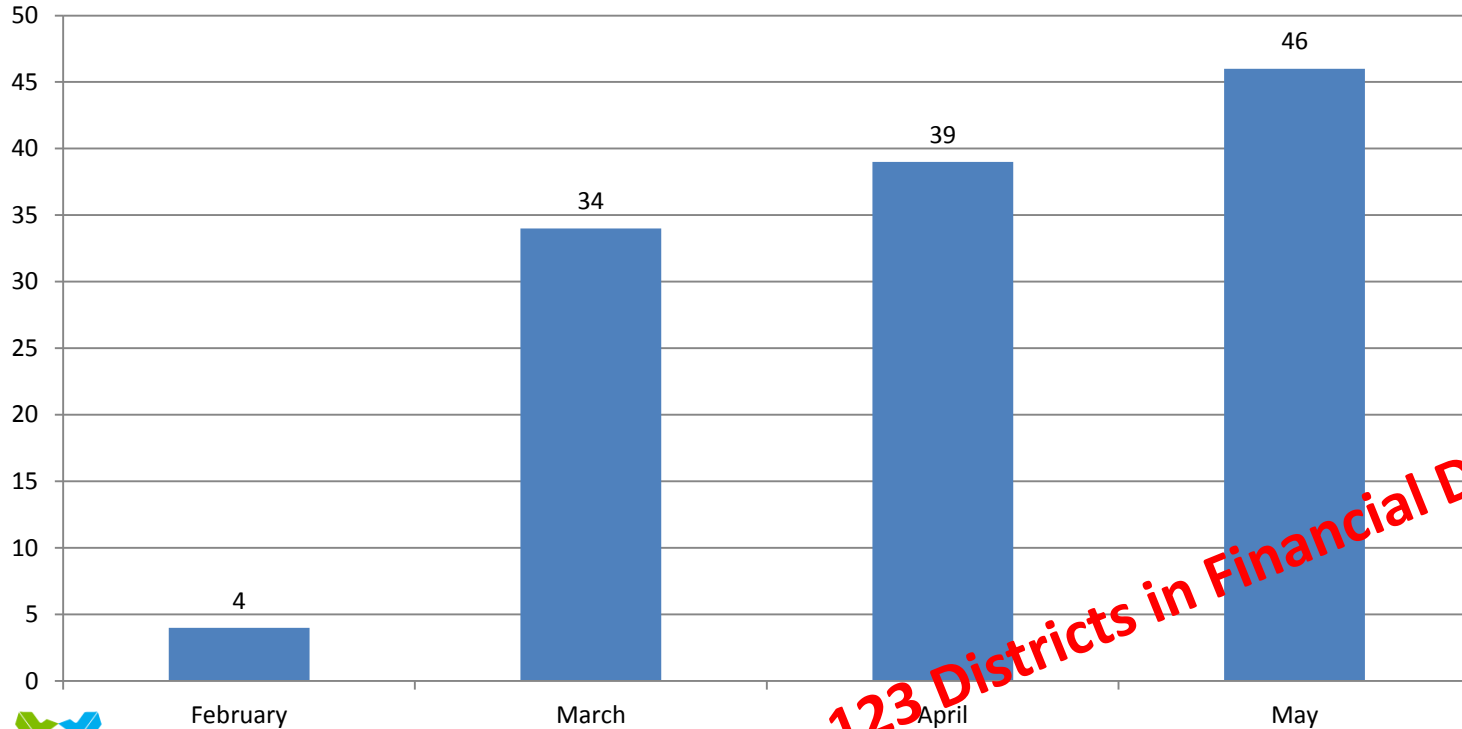
# Emergency Funding

How the Money Was Used



# How Long can we last?

District Will Be Able To Continue Operations, Without Having To Borrow, Through The End Of...



**123 Districts in Financial Distress**



# Tax impact

PSBA Survey: 168 Districts will be forced to raise additional local tax revenue to meet state education mandates

Department of Education: 175 Districts have submitted plans to raise taxes above the index this year (as of 2/8/16)

# Thank You



**PSBA**  
Pennsylvania School Boards Association

© 2014